



Blending CVC words




Help Tog the robot to sound talk each word.
Press the sound button as you say the sound.
Then blend the sounds to say the word.


Draw a picture to show what is in each box.




hat





ring





shell




fork



book




soap



Segmenting for spelling: CVC words


Follow the arrows to write over the letters and say the sounds.



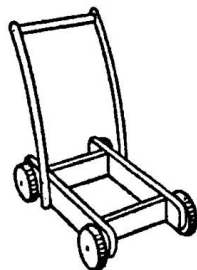
Say the words to go with these pictures.
Help Tog the robot to **sound talk** each word.
Break the word into separate sounds.
Write the letters in the **phoneme** frame.




c		
---	--	--



g		
---	--	--



c		
---	--	--



sh		
----	--	--

- FOCUS
- write letter shapes following a model
 - segment (break up) CVC words into separate phonemes (sounds)
 - write the letters to represent those phonemes