

# Introducing CVCC words

Use **sound talk** to read the word.  
Say each letter sound in turn.  
Then **blend** the sounds to say the word.

Write over the extra letter at the end of the word.  
Use sound talk to read the new word.  
Then blend the sounds to say the word.

ten<sup>t</sup>

an<sup>t</sup>

ben<sup>t</sup>

men<sup>d</sup>

ban<sup>d</sup>

wi<sup>n</sup>d

hump<sup>p</sup>


ban<sup>k</sup>

bun<sup>k</sup>

# Blending CVCC words 1

Use sound talk to read the words on each line.  
Press the sound button as you say the sound.  
Then blend the sounds to say the word.

Draw a ring round the word that goes with the picture.




bell bent belt

—

—

—




nest net ness

—

—

—



silk sank sink

—

—

—



mill milk mink

—

—

—