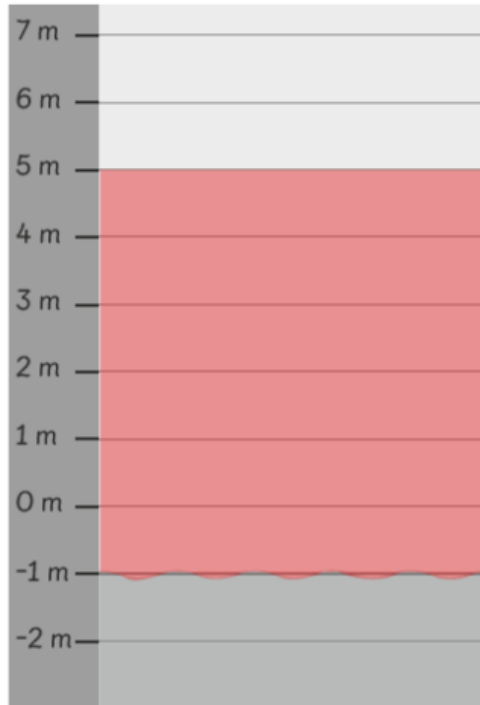


Worksheet 1

Showing Negative Numbers

- 1 This ruler shows the water level of a river during a drought in the month of June.



- (a) In the month of July, the water level increased by 6 metres. Shade to show the new water level. What was the water level in July?

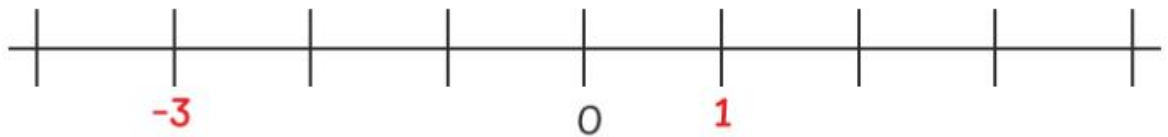
5 m

- (b) In August, the water level dropped. The difference in the water level between July and August was 4 m. Find the difference between the water level in June and the water level in August.

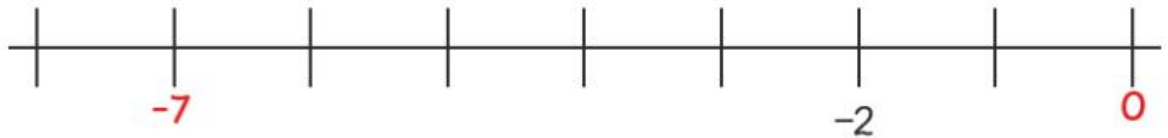
2 m

2 Mark and label the given numbers on each number line.

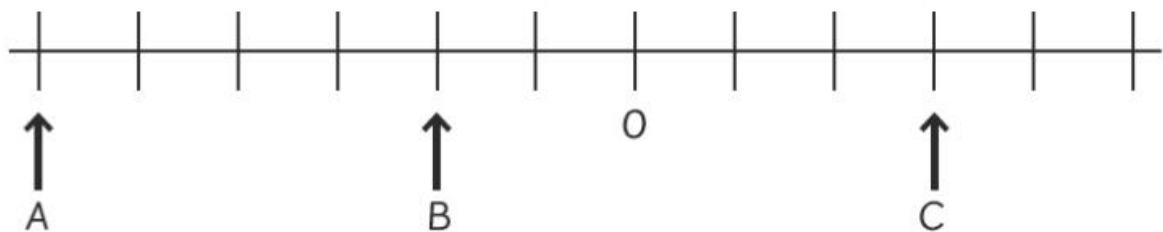
(a) -3 and 1



(b) 0 and -7



3



(a) What numbers are represented by the points A, B and C?

A:

B:

C:

(b) Find the difference between:

(i) the value of A and B

(ii) the value of A and C