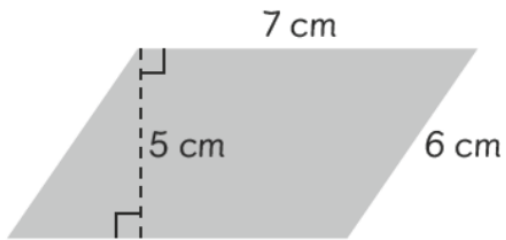


## Worksheet 2

### Finding the Area of Parallelograms

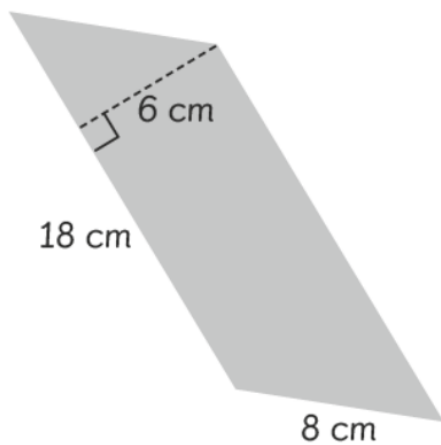
Find the area of each parallelogram.

(a)



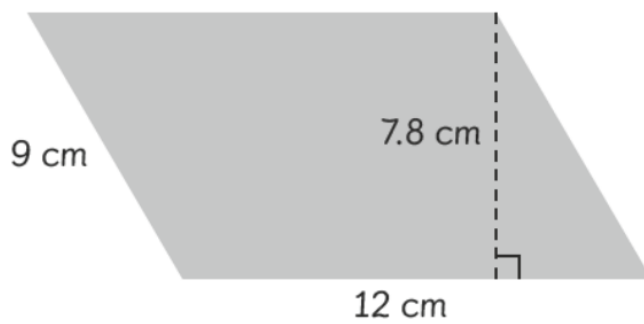
area =  $35 \text{ cm}^2$

(b)



area =  $108 \text{ cm}^2$

(c)



area =  $93.6 \text{ cm}^2$