

Jean-Michel Basquiat



Born in New York in 1960, Basquiat began doing street art like Paul Klee, then moved towards painting and drawing. With an interest in heroes, heritage and how people lived differently. Basquiat merged mediums, symbols and poetry, with opposite subjects like inside/out and rich/poor.


For this activity you will need:
Paper, felt tip pens and oil pastels.

①

Lets start with the shape of our rabbit!

To make this artwork quicker we'll be using felt tip pens, then oil pastels. Alternatively you could do this part with paints and wait for it to dry...

→ Using felt tips pens sketch the body shape of the rabbit.



→ Next, the four bending legs. Then the face and big ears!
Then colour it in...



→ Finally, if it's a red rabbit colour the outside red.
You could chose a different colour if you like or even a mix!




②

Now let's start to layer.

Remember you can over exaggerate the lines you draw, to be more expressive!

→ Layering over with oil pastels, begin with white oil pastels to draw the facial features.



→ Now add lots of fur around the outside of the rabbit...



→ Finally, decide what kind of fur you want it to have on the body; stripes, spots or none at all!?



③

What makes your rabbit so super?

Don't be afraid to write and draw all around your rabbit!

→ Does your rabbit have a super hero name?

→ What super powers does it have?

→ Last of all, does it have any hobbies or other things it likes?




Final Outcome:



Using the same techniques, here's what else you could make:



If you like Jean-Michel Basquiat, you might also like:



Andy Warhol



Banksy



We have loved seeing all the amazing art you have been making, so keep sharing!

Send us a picture of what you make to:
creative.charlesdickens@gmail.com

Keep up the great work!