



Franz Marc



Born in Germany in 1880. Marc was an Expressionist with a keen eye for animals, applying bold colours and sharp lines. The more you look, the more you can see.

For this activity you will need:

Plain paper, pencil and a medium of your choice for colour!


①

How many hidden foxes can you count?
We're going to start by creating some fold lines to guide us!

→ With your paper in landscape, fold your paper sideways; once, twice, three times over each other.
Then unfold it.

→ Now diagonal folds; once, twice, three times over each other.
Then unfold it again.

→ Finally look on your paper and see what shapes you can see...





②

Using the fold lines to guide you, draw a triangle for the foxes head.

→ Two little triangles above for ears, and two eyes!

→ Now for the body and legs.
Use the fold lines where you can to help you...

→ Don't forget a triangle at the back for the fox's tail!




③

You could use the fold lines to add more foxes if you like!

→ Time for some colour! Using a medium of your choice start to colour in your fox/foxes.

→ Like Marc, you could emphasise the fold lines in a darker colour.

→ How about mountains for the background? *Then colour the rest in!*



Final Outcome:



Using the same techniques, here's what else you could make:



If you like Franz Marc, you might also like:



Wassily Kandinsky



Wifredo Lam



We have loved seeing all the amazing art you have been making, so keep sharing!

Send us a picture of what you make to:
creative.charlesdickens@gmail.com

Keep up the great work!