



Quentin Blake

Art, Week 4. Nursery, Reception, Year 1 and Year 2.



 Born in Kent in 1932, Quentin Blake is a cartoonist, illustrator and is well known for his illustrations of Roald Dahl's books, as well as his own. His fun, silly and energetic art bring books to life and can tell a story in a single drawing.

For this activity you will need:
Pencil, Rubber, 3x Paper, Colouring pencils as a plus!

①

Begin by choosing an animal from a photograph to draw. *Look closely, what shapes on the animal can you see?*

→ Draw each shape you can see, until you have the whole animal made of shapes.



→ Join the shapes together to make the animal, rub out any lines you no longer need.



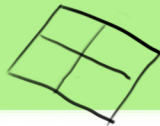
→ Try drawing the animal in a few different poses.




②

This time we're going to try Blake's style. *Try holding your pencil at the end like a magic wand!*

→ With your second piece of paper, fold it in half both ways to make 4 boxes.



→ On one side, practice straight, wobbly, and sharp lines. In the last box invent your own style!



→ On the other side, draw the same animal four times at different speeds, 2, 5, 10, 20 seconds ...



③

Using these techniques, let's draw some animals together. *Think about how they might play together...*

→ Begin with with biggest animal, then the next, and so on.



→ Add colour and texture to all your animals.



→ If you like, add yourself to the drawing too!



+ Well done! Here are some more ideas...

Why not make this into a story? Where could you and the animals go on an adventure?

If you like Quentin Blake, you might also like:
Beatrix Potter, Sholto Walker and Sara Fanelli



We have loved seeing all the amazing art you have been making, so keep sharing!

Send us a picture of what you make to the usual email address for your year group teachers...

Keep up the great work!