

Eric Carle



Born in 1929, Carle is an American writer and illustrator, known for his most famous book *The Very Hungry Caterpillar*. In total he has illustrated more than 80 books!

For this activity you will need:

Pt. 1: 2 x Plain Paper, Water Colour Paints, Paint Brush and a cup of water.

Pt. 2 + 3: Pencil, Scissors, Glue

①

Let's begin by filling a whole page with colours to use for our seahorse! Have your paints, brush and cup of water ready.




→ Use lots of water to experiment with blending colours. Leave a white circle in the corner for the eye!

→ With your Paint Brush, try blobbing, waving and squig-gling your colours together.



→ On your other piece of paper paint a light sea background and leave your pages to dry... Now clean and tidy away your brush, cup and paints.




②

Are your papers dry? If so, let's draw and cut out a sea horse! Leave your back-ground to the side for Part 3



→ Begin by drawing the basic shape of a seahorse's body over the most colourful part of your page, and cut it out.

→ Cut out a fin and spikes.



→ Finally cut out your white circle and draw a dot in the centre to make it an eye.



③

We're now ready to stick it all down onto our background!

→ Begin with the sea-horse's body.

→ Then the fin, eye and spikes..


→ Last of all, draw on any extra detail and leave to dry!



Final Outcome:



Using the same techniques, here's what else you could make:



If you like Eric Carle, you might also like:



Hannah Höch



Enrico Baj



We have loved seeing all the amazing art you have been making, so keep sharing!

Send us a picture of what you make to:
creative.charlesdickens@gmail.com

Keep up the great work!