


Keith Haring



Born in 1958, as a student Haring began making drawings on empty advertising panels in New York's subway. Experimenting with up to 40 drawings a day, containing figures and rhythmic lines. These drawings often carried messages to people passing by every day.

For this activity you will need: Pencil, Oil Pastels and 1 x Paper



①

Let's start by drawing Haring's iconic dog!

→ Begin with the outline of the dog in pencil.

→ Draw over it with black oil pastels. Remember oil pastels can break easily so try not to push down too hard...

→ Finally draw a line to show where the floor is.





②

Let's turn that dog into a TV dog! Haring's TV is an old fashioned one, what might be different now?

→ Draw the rectangle to show where the TV screen is. If it helps, do this in pencil first.

→ Add any buttons, lights or switches.

→ Draw some lines to show where the sound is coming from!



③

What's on the TV!? → *Could we think of our own TV program?*

→ Once you've decided, draw it in pencil. Then go over it with black oil pastel.

→ Using bright contrasting colours, let's colour it in like Haring would.

→ Finally, put your pastels nicely back in the box, and give your hands a good wash!



Final Outcome:




What else could you turn a dog into? Using the same techniques, here's what you could make:



If you like Keith Haring, you might also like:



Julian Opie



Helen Marten



We have loved seeing all the amazing art you have been making, so keep sharing!

Send us a picture of what you make to:
creative.charlesdickens@gmail.com

Keep up the great work!