


# Henri Rousseau



 Born in France in 1844, Rousseau was a self-taught artist who is often recognised for the paintings of jungles, it is said that he took his inspiration from illustrations in children's books. Having never left France or seen a jungle, these paintings show just how far our imaginations can take us!

*For this activity you will need:*  
1 x Paper, Pencil, Scissors and Oil Pastels.

①

Today we'll be making our very own lioness mask!  
*We're going to start by cutting out the eyes.*



→ Begin by folding your paper in half.  
*Then use your thumb and nearest finger to measure how far apart your eyes are, and place it at the bottom of the fold.*



→ Draw a rough semi circle around them.



→ Now cut out those semi-circles and unfold your page!



②

Now for the lionesses face!

→ Using your pencil draw the outline of the face.



→ Now draw the big ears.



→ Finally, the nose and mouth!



③

It's time to add some colour to our lioness with our oil pastels!

→ Blend orange, yellow and brown to make our lionesses fur striking.

→ Use black to colour in the mouth and nose, and white for the whiskers.

→ Finally cut off any white paper around the outside that isn't part of the face.



Now hold it up to your face and practice your best lion 'RAWWWWWW!'




## Final Outcome:




Using the same techniques, here's what else you could make:



If you like Henri Rousseau, you might also like:



Edward Lear



Frida Kahlo



We have loved seeing all the amazing art you have been making, so keep sharing!

Send us a picture of what you make to:  
[creative.charlesdickens@gmail.com](mailto:creative.charlesdickens@gmail.com)

Keep up the great work!