



Writing Decimals

Lesson 1



In Focus





If this $10 \times 10 \times 10$ block stands for 1, what number does  stand for?

Let's Learn

1

 stands for .



10 of  make 1.

 stands for 1 tenth.


$\frac{1}{10}$


0.1



2  stands for .

10 of  make .



100 of  make 1.

 stands for 1 hundredth.

$\frac{1}{100}$


0.01



3  stands for .

10 of  make .

1000 of  make 1.





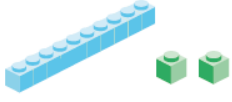




 stands for 1 thousandth.

$\frac{1}{1000}$


0.001



4 Show 0.102, 0.012 and 0.021 using    and   .

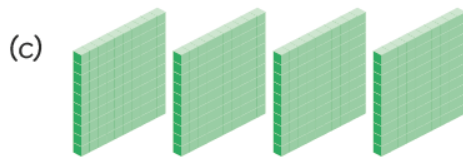
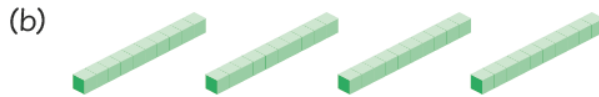

<p>0.102</p> <p>1 tenth and 2 thousandths</p> 	 
<p>0.012</p> <p>1 hundredth and 2 thousandths</p> 	 
<p>0.021</p> <p>2 hundredths and 1 thousandth</p> 	 

Guided Practice



stands for 1.

1 What number does each of these show?



Write each number as a decimal.




Decimals

Chapter 7

Name: _____ Class: _____ Date: _____

Worksheet 1


Writing Decimals




stands for 1.


1 What number does each of the following show? Write in numerals.

(a)



(b)





2 Write each of the following as a decimal.

