

# ENGLISH

## Lesson 5: Creative writing- Superhero Comic Strip

### VOCABULARY

#### WsOW (Words of the Week)

**blossom** (v) & (n)

**crafty** (adj) –

**create** (v) –

**vast** (adj)

**venture** (v) & (n)

### LEARN

Today we will be creating a superhero and creating our own comic strips. Follow along with Ms. Smith's video ... guide of the steps below

#### Characters

- Choose an object around your house –This will be your super hero
- Think about;

What super powers do they have?

How did they get these powers?

What is their cover story/ day job?

- Choose a related object to inspire their nemesis
- Think about;

What are their special powers?

Why are they no longer friends with the superhero?

How are they going to take over the world?

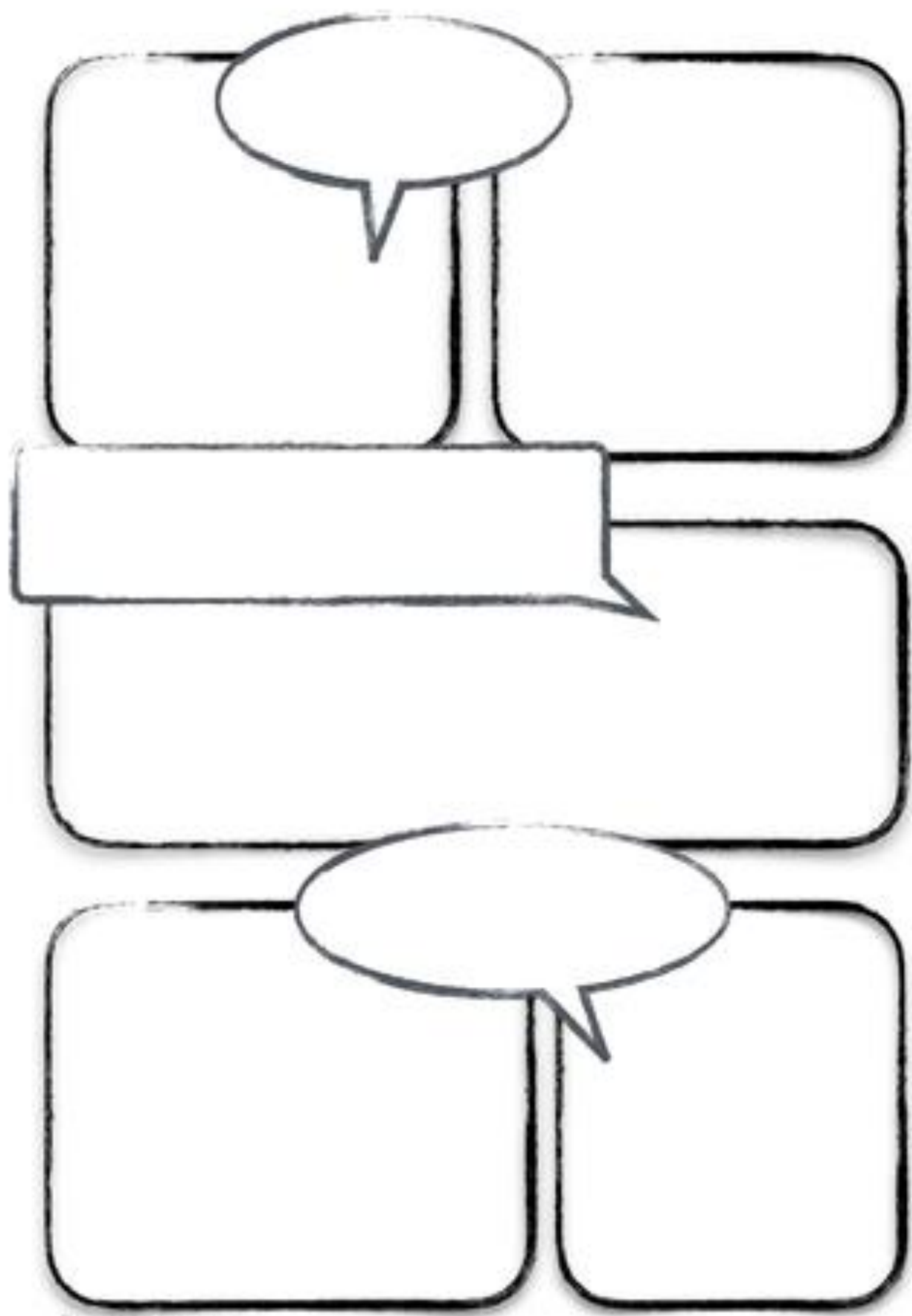
#### Features of a comic strip





- Comics tell a story through a series of pictures with short, precise narrative
- Fronted adverbials are used to state when, where or how that part of the story takes place
- Speech and thought bubbles are used to show what characters say or think
- Onomatopoeia is used to add dramatic effect to the story.

### YOUR TASK

Create a superhero comic strip following the narrative below;

- Box 1: Your superhero's everyday life (their day job) –What are they doing before saving the day?
- Box 2: Villain plotting to take over the world –Villain does something evil
- Box 3: Superhero spots that something is wrong –Superhero figures out who is behind this
- Box 4: Superhero changes/ tracks down the villain.
- Box 5: Superhero confronts the villain
- Box 6: Superhero saves the day –How do they do this?
- Box 7: Conclusion –Life goes back to normal.





Created by @MrsGeography

