

**Lesson 2: Mirror, mirror**

- I can make light change direction.



**Quiz time!**

1) List 3 light sources:

- a. ....
- b. ....
- c. ....

2) Why can you see yourself in a mirror?

- .....
- .....
- .....



**Reflection**

Watch the following video and complete the sentences below.  
<https://www.bbc.co.uk/bitesize/topics/zbssgk7/articles/zqdx82>



A mirror is very reflective, so the course of the light \_\_\_\_\_.


The colour black is not very \_\_\_\_\_ so it \_\_\_\_\_ light.



**Bouncing Around Corners**

Make the classroom as dark as possible and place a torch on your table. Where do you think the torch will shine when you switch it on?

Try to use your torch and a mirror to make the light beam touch an object of your choice.






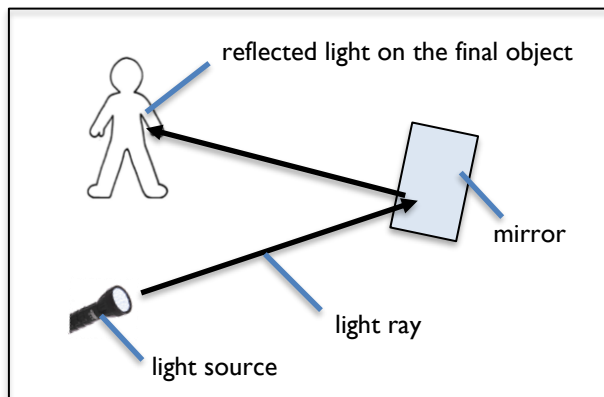
### Mirror Maze

Look at the example below.

**PICTURE**



**DIAGRAM**



In groups, use a torch, two mirrors and an object of your choice to create a mirror maze. Will you be able to make the light ray hit your object, using both mirrors?

*Draw your maze here. Draw a straight line for each light ray.*