

**Lesson 5: Time to reflect**



- I can explain the difference between a shadow and a reflection.

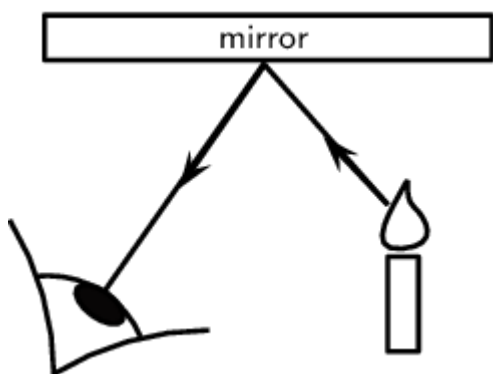


**Tick all the excellent reflective surfaces.**

- |                                 |                                     |   |
|---------------------------------|-------------------------------------|---|
| <input type="checkbox"/> Mirror | <input type="checkbox"/> Black door | <input type="checkbox"/> Yellow curtain |
| <input type="checkbox"/> Carpet | <input type="checkbox"/> Red jumper | <input type="checkbox"/> Wooden spoon   |



**What does the diagram below show?**



.....


.....

.....

.....




**My Shadow Diagram**





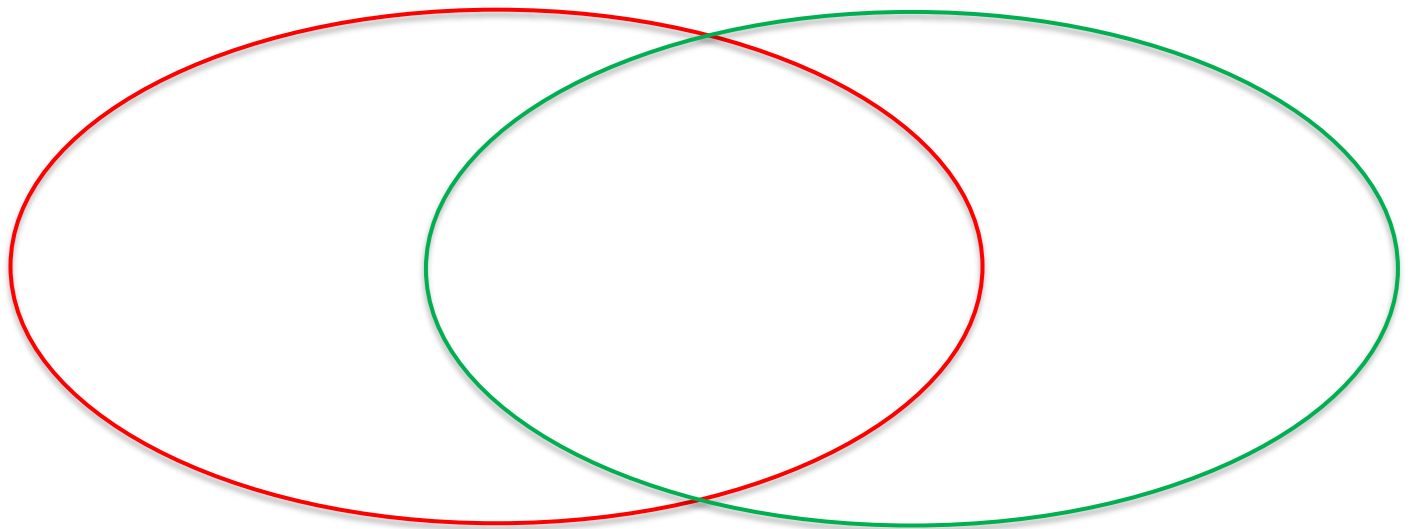
### Reflection vs Shadow

Place the phrases below in the Venn diagram. Add your own too!



**REFLECTION**

**SHADOW**



#### Word Bank

light ray

some light rays are blocked

opaque objects

transparent objects

light rays bounce off

need an object

mirrors

the blocked light rays cast it

translucent objects

some light rays carry on

light rays can bounce off many times before reaching our eyes

A shadow is made when \_\_\_\_\_

Reflection is \_\_\_\_\_

**End of Topic Assessment**



**1. Here are some answers. What could the questions be?**

**Question:** \_\_\_\_\_ ?

**Answer:** Reflected.

**Question:** \_\_\_\_\_ ?

**Answer:** Shadow.

**Question:** \_\_\_\_\_ ?

**Answer:** Translucent.

**2. Explain how we see.**

.....  
.....  
.....  
.....  
.....

**Word Bank**

- light ray
- our eyes
- light source
- bounces
- object

**3. How are shadows made? Write your own *because*, *but* and *so* sentences to explain this.**

\_\_\_\_\_ because \_\_\_\_\_ .

\_\_\_\_\_ but \_\_\_\_\_ .

\_\_\_\_\_ so \_\_\_\_\_ .