

Numbers to 40

Chapter 10

Name: _____ Class: _____ Date: _____

Worksheet 1

Counting to 40

1 Count in tens and ones.




20 and make .




and 2 make .



and make .



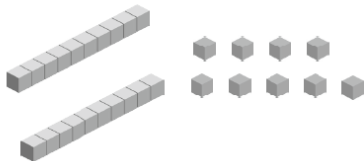
and make .



and make .

2 Count in tens and ones.
Colour the statement that matches the image.

Example




20 and 9 make 29.

30 and 8 make 38.

30 and 9 make 39.

(a)




30 and 10 make 40.

30 and 0 make 30.

20 and 0 make 20.

(b)




20 and 7 make 27.

20 and 8 make 28.

30 and 7 make 37.


3 Circle to make tens.
Count and write the missing numbers.



and make .



and make .



and make .