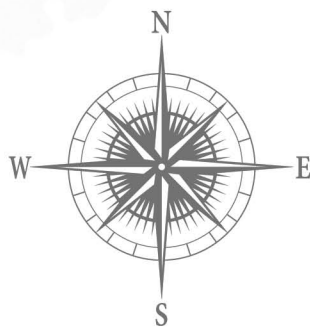


# HOW IS LAND USED IN CITIES?



## PART 1: QUIZ



1) Complete the following statements, using the correct compass points:

1. Bristol is \_\_\_\_\_ of London
2. London is \_\_\_\_\_ of Newcastle
3. Sheffield is \_\_\_\_\_ of Liverpool
4. Manchester is \_\_\_\_\_ of Birmingham




### PART 2: CITIES

Cities have a lot of people living in them, so they need lots of facilities. These can be put into groups:




**RESIDENTIAL BUILDINGS:**  
Flats and houses. The word residential has the word 'resident' in it which means 'a person who lives in a place'.




**COMMERCIAL BUILDINGS:**  
Shops and offices. The word commercial has the word 'commerce' in it which means 'to sell or trade'.

**LEISURE BUILDINGS:**  
Cafes and restaurants, cinemas, theatres, museums, swimming pools, parks



**SERVICES:**  
Schools, nurseries, doctors, dentists, police stations, fire stations



### PART 3: SURVEY YOUR LOCAL CITY

We are going to do a survey of the land use in our area. I wonder what we will find?

