


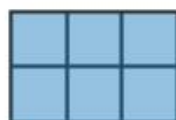
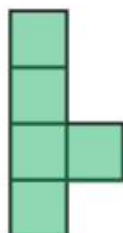


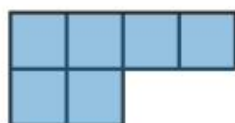


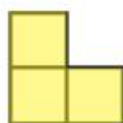


Name: \_\_\_\_\_ Class: \_\_\_\_\_ Date: \_\_\_\_\_

## Worksheet 2

### Measuring Area

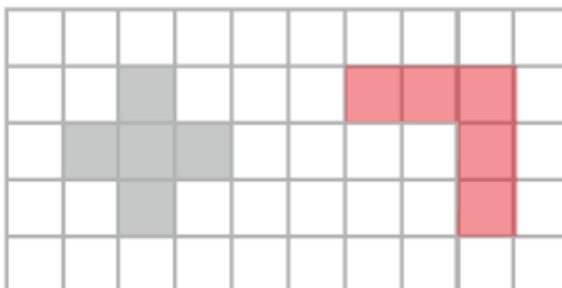
- 1 Arrange the figures into groups with the same number of tiles. Colour each group a different colour.





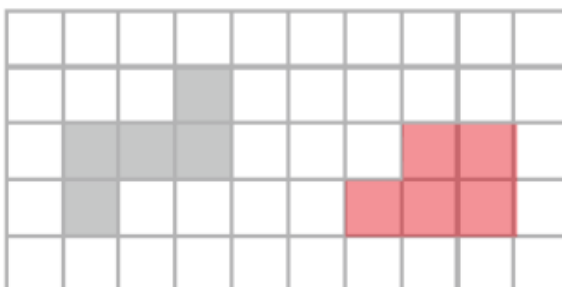
**2** For each given figure, draw another figure with the same area.

(a)



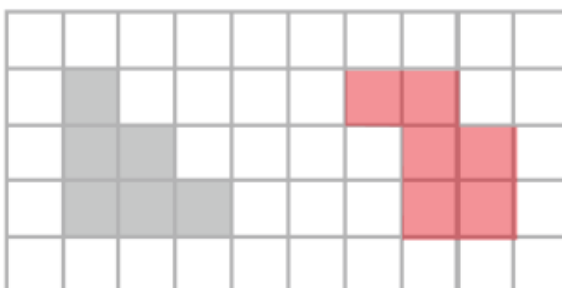
Any shape with an area of 5 squares.

(b)



Any shape with an area of 5 squares.

(c)



Any shape with an area of 6 squares.