



# Victor Vasarely




 Born in 1906, Vasarely is a Hungarian-French artist who is considered the grandfather of 'Op Art.' Short for Optical Art which uses optical illusions. When you look at his paintings its easy to get lost, see things move or even warp into a new world! *For this activity you will need:* Plain paper, pencil, scissors, water colour paints, paint brush and a pot of water.

①

Lets first make our paper into a square. *Make sure you have your scissors ready*



→ Take one corner of your paper and fold it without pressing down, so it touches the other side of the paper and looks like a triangle. *Now hold the corner with one hand!*



→ You see that rectangle on the side, we're going to cut that off!




→ Now let go and you should have a square *It doesn't need to be perfect!*


②

Now to make our optical illusion!!


→ Starting from the outside and working your way in, draw a square.



→ Then again, and again, and again and



→ Finally join up your corners!




3

Is your optical illusion coming towards, or going away from you?


→ Pick one colour for each triangle!

→ Layer by layer, paint in the direction of the lines.




→ When this dries a bit you could start to add more patterns on each layer of square, but it's up to you!  
*To infinity and beyond!*



# Final Outcome:



+ Using the same techniques, here's what else you could make:



If you like Victor Vasarely, you might also like:



Anni Albers



Howard Hodgkin



We have loved seeing all the amazing art you have been making, so keep sharing!

Send us a picture of what you make to:  
[creative.charlesdickens@gmail.com](mailto:creative.charlesdickens@gmail.com)

Keep up the great work!