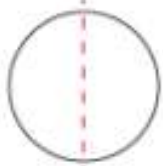


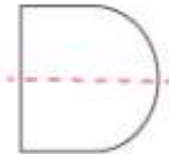



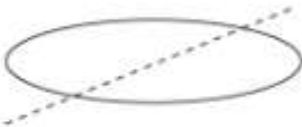
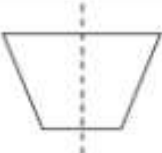
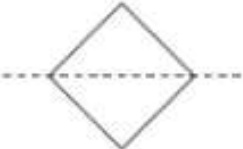
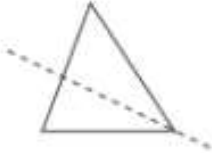

## Worksheet 3

### Identifying Lines of Symmetry

- 1 Are the shapes below symmetrical?  
Answer with yes or no.

	shape	Is it symmetrical?
(a)		Yes
(b)		No
(c)		Yes
(d)		Yes
(e)		No

- 2 Is the line of symmetry correctly drawn for each shape?  
Answer with yes or no.

	shape	Is the line of symmetry correct?
(a)		No
(b)		Yes
(c)		Yes
(d)		No
(e)		No

