


## Worksheet 3

### Reading Picture Graphs

- 1 The pictogram shows the number of prizes won by some children during a game. Look at the pictogram and fill in the blanks.

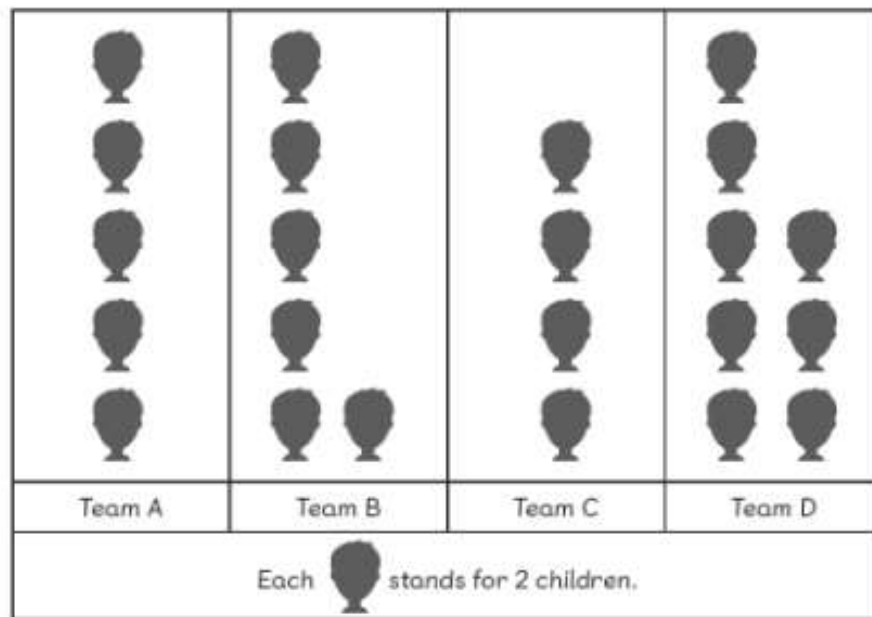
Number of Prizes Won



- (a) The 3 children won  prizes altogether.
- (b)  won the most prizes.
- (c)  won the least prizes.
- (d) Ravi won  prizes.

- 2 The pictogram shows the number of children in 4 teams. Look at the pictogram and fill in the blanks.


Children in 4 Teams



- (a) There are  children in Team A.
- (b) Team  has the most children.
- (c) Team  has the least number of children.
- (d) There are  more children in Team B than in Team C.
- (e) There are  children altogether in both Team A and Team D.

- 3 The pictogram shows the number of paper aeroplanes made by some children. Look at the pictogram and fill in the blanks.


Number of Paper Aeroplanes



- (a) Sam and Lulu made **16** paper aeroplanes altogether.
- (b) **Charles** made the most paper aeroplanes.
- (c) **Lulu** made the least number of paper aeroplanes.
- (d) Sam made **4** more paper aeroplanes than Lulu.
- (e) Ruby made **6** fewer paper aeroplanes than Charles.
- (f) **Ruby** made as many paper aeroplanes as **Sam**.

- 4 The pictogram shows the favourite food of pupils in a class. Look at the pictogram and fill in the blanks.

Favourite Food



- (a) **10** pupils choose pizza as their favourite food.
- (b) **8** more pupils choose pasta than chicken curry as their favourite food.
- (c) **Pasta** is the favourite food.
- (d) **Chicken curry** is the least favourite food.
- (e) There are **40** pupils in the class.