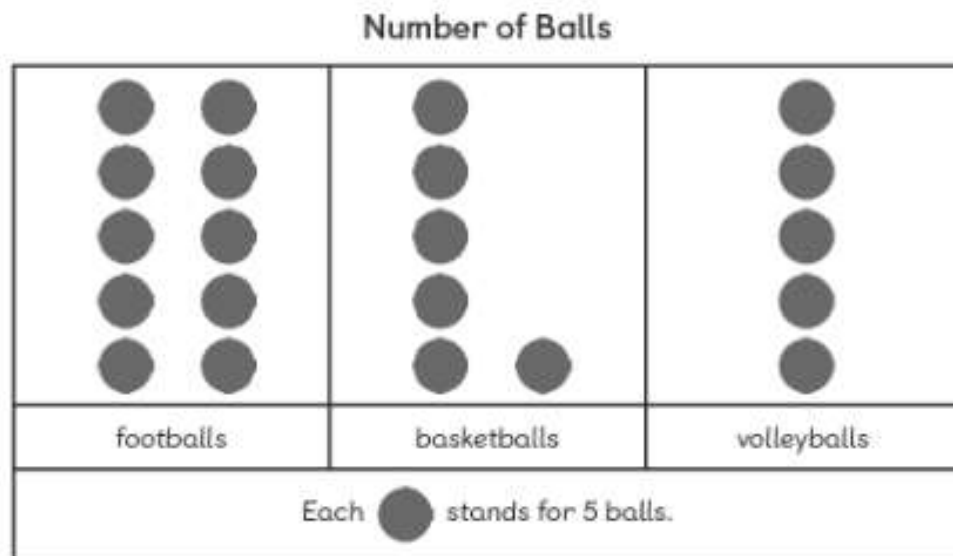


Worksheet 4

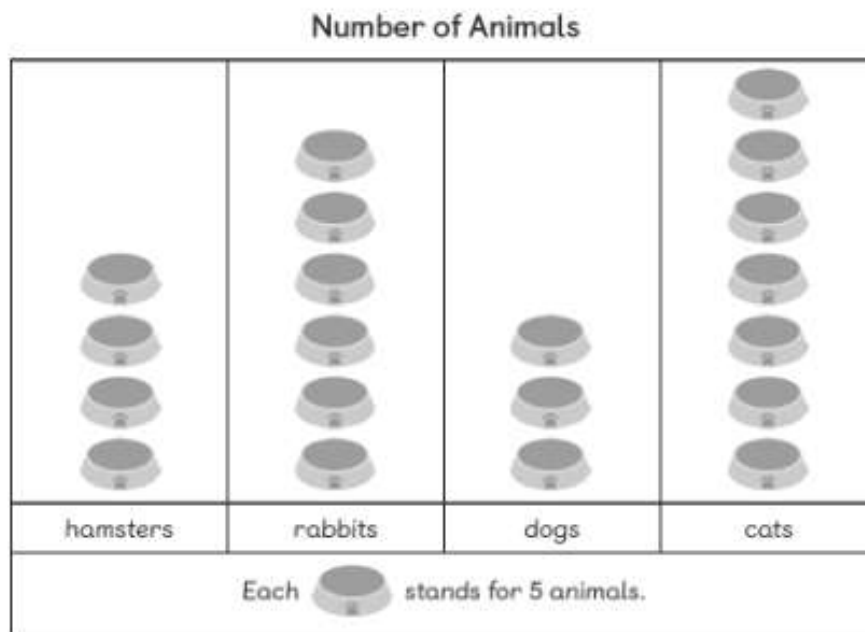
Reading Picture Graphs

- 1 The pictogram shows the number of balls in the equipment room. Look at the pictogram and fill in the blanks.



- (a) There are footballs, basketballs, and volleyballs in the equipment room.
- (b) The number of is the greatest.
- (c) The number of is the smallest.
- (d) There are more basketballs than volleyballs.

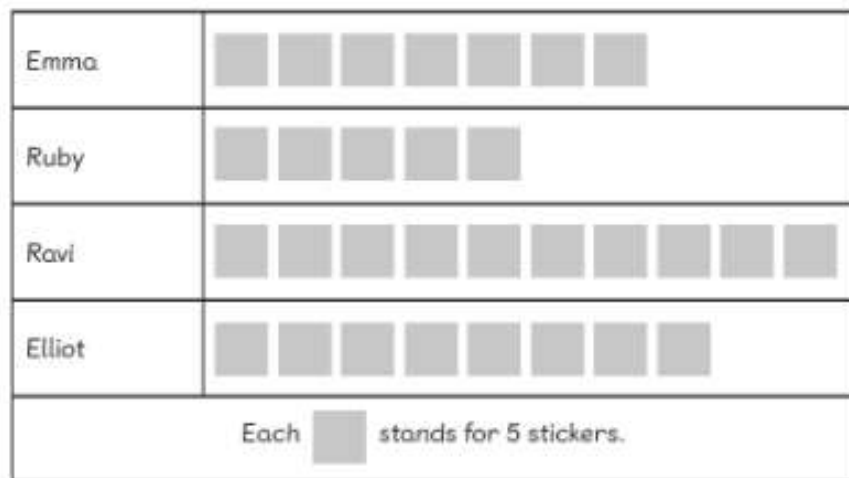
- 2 The pictogram shows the number of animals in a pet shop. Look at the pictogram and fill in the blanks.



- (a) There are cats in the pet shop.
- (b) The number of is the greatest.
- (c) The number of is the smallest.
- (d) There are more rabbits than dogs in the pet shop.
- (e) There are fewer dogs than hamsters in the pet shop.

- 3 The pictogram shows the number of stickers given to four children. Look at the pictogram and fill in the blanks.

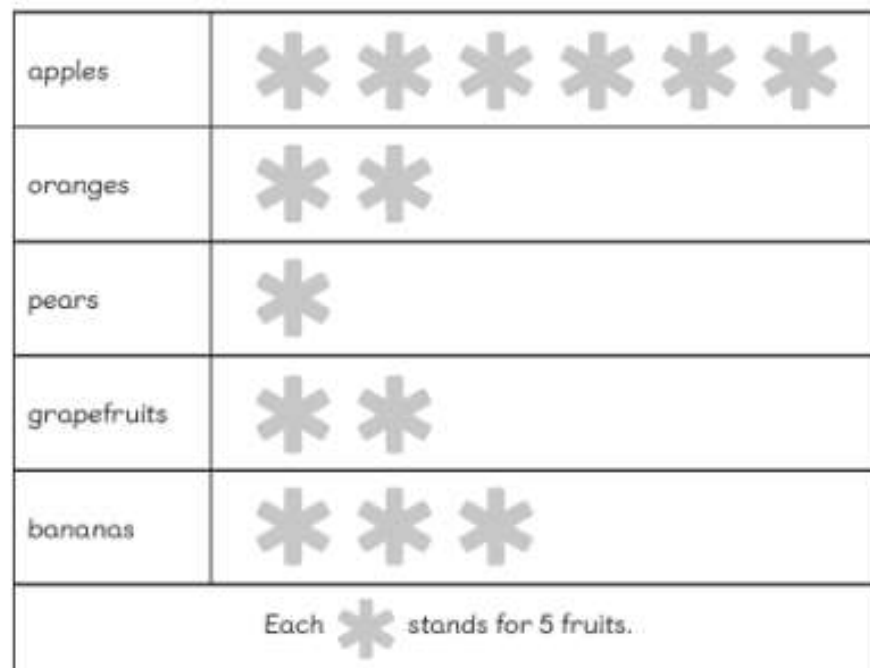
Number of Stickers



- (a) Elliott receives stickers.
- (b) receives the most stickers.
He/She receives stickers.
- (c) receives the least number of stickers.
He/She receives stickers.
- (d) receives 10 more stickers than Ruby.
- (e) Ruby receives fewer stickers than Elliott.

- 4 The pictogram shows the number of fruits eaten by Holly in a month. Look at the pictogram and fill in the blanks.

Number of Fruits



- (a) Holly eats pieces of fruit in a month.
- (b) Holly eats the most in a month.
- (c) Holly eats as many as .
- (d) Holly eats more bananas than pears in a month.
- (e) Holly eats apples and oranges altogether in a month.