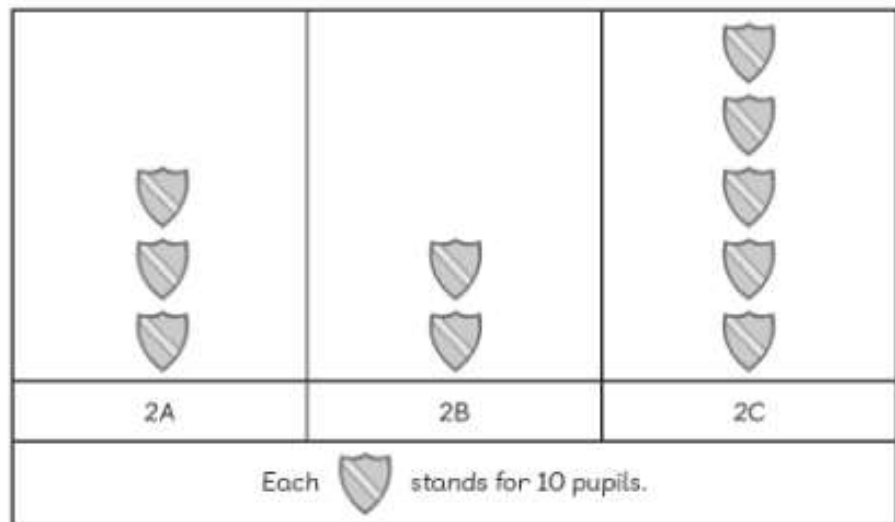


Worksheet 5

Reading Picture Graphs

- 1 The pictogram shows the number of pupils in three Year 2 classes. Look at the pictogram and fill in the blanks.

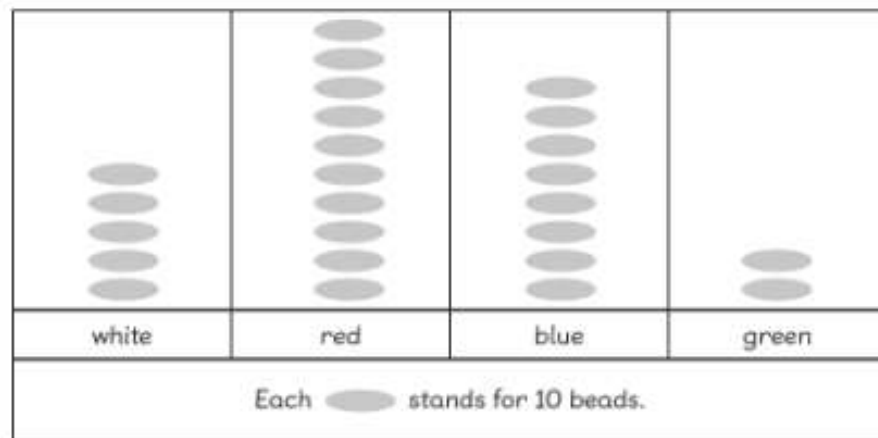
Number of Pupils



- (a) There are , and pupils in classes 2A, 2B and 2C respectively.
- (b) Class 2 has the most pupils.
- (c) Class 2 has the least number of pupils.

- 2 The pictogram shows the number of beads in a box. Look at the pictogram and fill in the blanks.

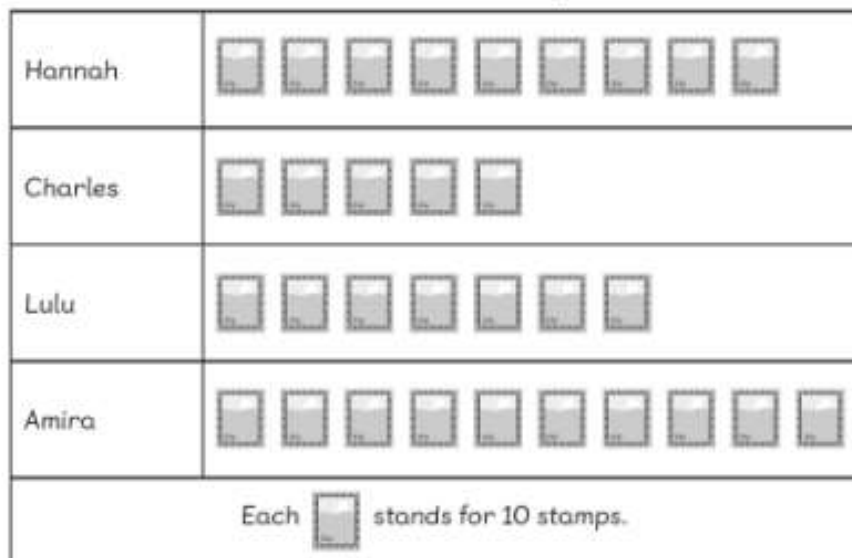
Number of Beads



- (a) There are blue beads in the box.
- (b) The number of beads is the greatest.
- (c) The number of beads is the smallest.
- (d) There are more red beads than white beads.
- (e) There are fewer green beads than blue beads.
- (f) The sum of blue and green beads is the same as the number of beads.

- 3 The pictogram shows the number of stamps collected by four children. Look at the pictogram and fill in the blanks.

Number of Stamps



- (a) Charles and Lulu collected stamps altogether.
- (b) collected the most stamps.
He/She collected stamps.
- (c) collected the least number of stamps.
- (d) collected 30 fewer stamps than Amira.
- (e) collected 40 more stamps than Charles.